



cra'ster

CONFERENCE AND EVENTS
2025 COLLECTION

craster

Conference & Events

From hotel meeting rooms to shared co-working areas, conference and event spaces are evolving to be an integral part of the hospitality sector

Craster are a key provider of conference and event tables to the high end properties, contract catering providers and serviced office spaces.

We work closely with clients to curate their event space, ensuring the perfect table system solution is delivered. We offer a range of table systems, blending function with form to create a seamless aesthetic with unrivalled back of house functionality.



Line Table

Conference | Workspace



Link Table

Events | Poseur | Bar | Buffet



Rise Table


Events | Poseur | Buffet



Laminates and Finishes



Glass



Fare Trolley System



Flow Trolley

Hot and Cold | Heating



Case Studies





craster

Line Table



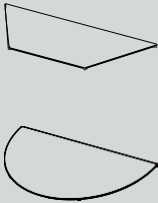


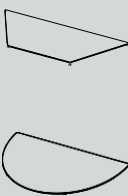


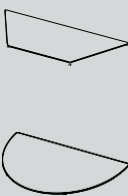
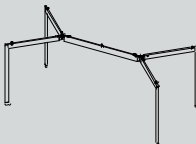
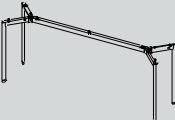
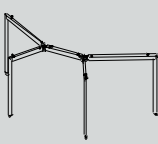
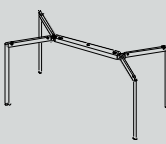
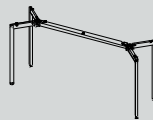
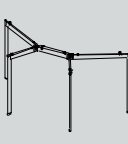
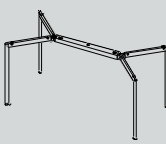
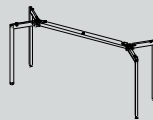
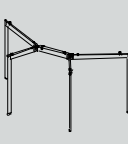
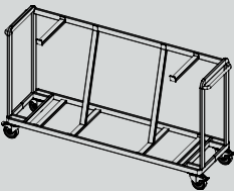
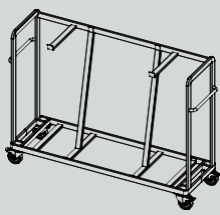
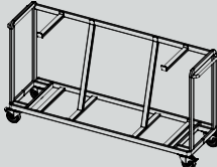
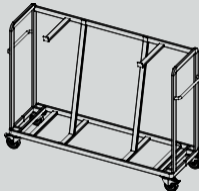


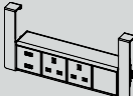
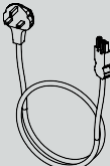

Conference | Workspace

Combining contemporary elegance with true operational innovation, Line offers a contemporary aesthetic to fit discreetly into any environment.

The lightweight tops and compact folding leg system combine to offer real advances in the evolution of hygiene-conscious table design. Safe, sanitary and linenless, Line allows for the creation of beautiful, contemporary aesthetics across socially distant spaces.

Each table features an intuitive locking system, with ergonomic grip for single-person seamless set-up, breakdown and change over, with no tools required. Intelligently-designed legs fold to a 43mm width, with table tops slotting underneath on the trolley for class-leading, compact back-of-house storage.

[Watch the Line Table animation.](#)

| | 1800 Range | 1500 Range |
|------------------|--|--|
| | 1800 × 900 mm 71 × 35.4" | 1500 × 750 mm 59 × 29.5" |
| Table Tops |       |    |
| Legs |       |    |
| Storage Trolleys |   |   |
| Modesty Panels |  |  |
| Cable Management |    | |

craster

Line Table Elements

The Line Table range is available in two sizes - 1800 mm and 1500 mm - and in five different shapes - rectangular, narrow rectangular, classroom, trapezoid and half round - to create various configurations that can be built to suit specific needs.

The Line range consists of five different elements including table tops, legs, modesty panels (optional), cable management (optional) and trolleys (mandatory).

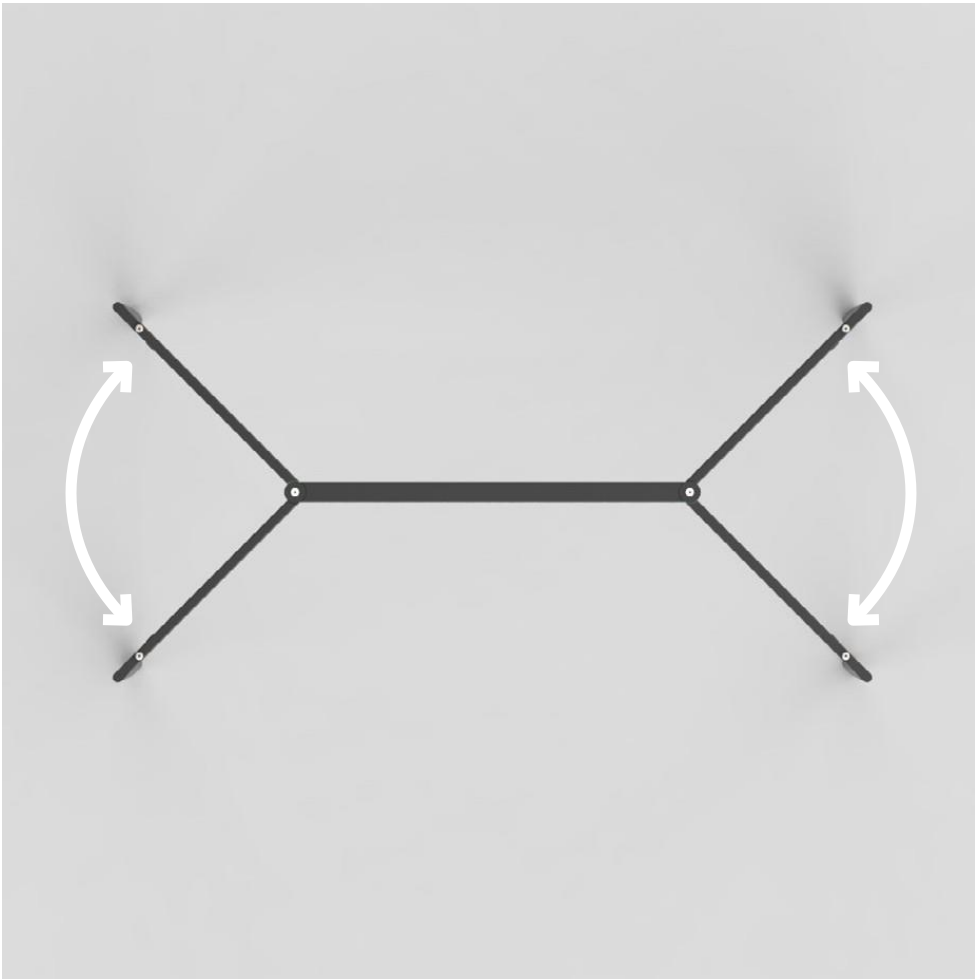

Line Table tops are engineered from HPL with a durable Reef edge; table legs and top undersides are available in complementing colours. Craster recommends the material and colour pairings in this curated collection. Bespoke options are available upon request.

Line Table trolleys conveniently store 8 tops and legs, enabling the Line System’s convenient transport before and after changeover. Featuring the highest stacking density in the market, the Line trolleys support a dynamic storage and movement solution.

craster

Line Table

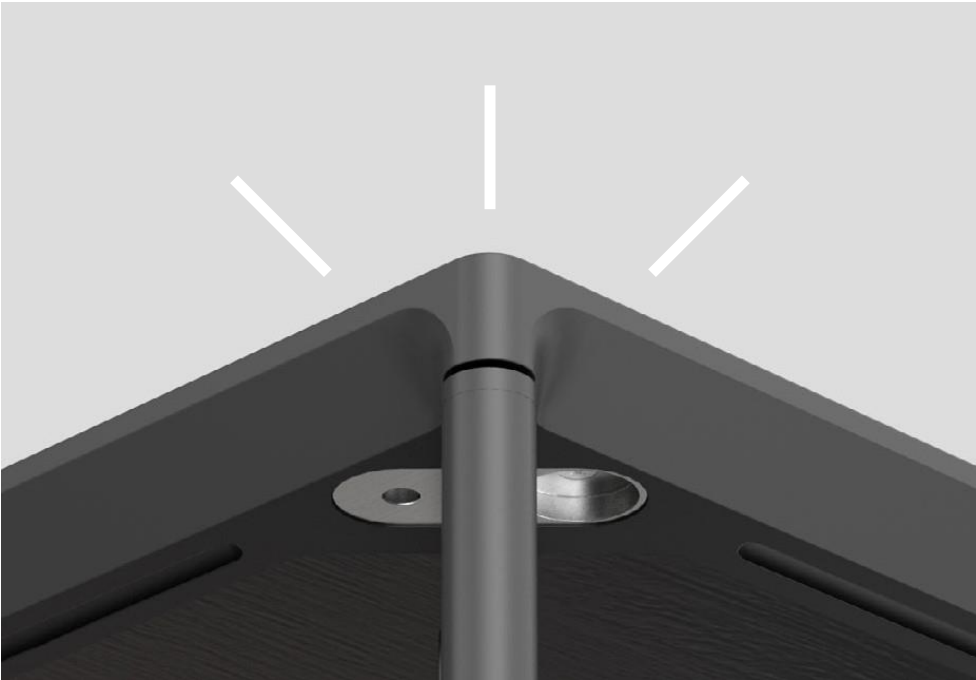
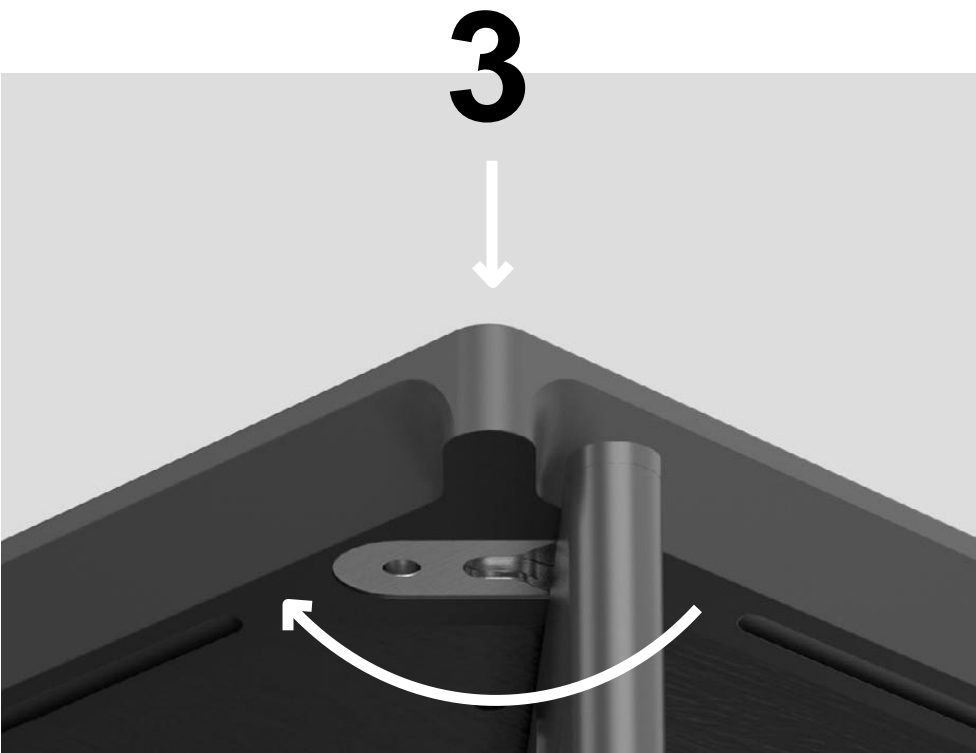
Intuitive locking system, ergonomic grip for seamless set-up, breakdown and changeover. No tools required.



Open legs as wide as they go



Lift top onto legs- make sure that the locator plates sit on the pins



Push down gently on the table top, and twist the leg into the lock position, a subtle click should be felt



Table is ready to use

craster



Line 1800 Rectangle Top

CB_TR1890

Mat HPL, PU Edge
Dim 1800 × 900 × 25 mm
71 × 35.4 × 1 in



Line 1800 Classroom Top

CB_TC1845

Mat HPL, PU Edge
Dim 1800 × 450 × 25 mm
71 × 177 × 1 in



Line 1800 Trapezoid Top

CB_TT1890

Mat HPL, PU Edge
Dim 1800 × 780 × 25 mm
71 × 30.7 × 1 in



Line 1500 Rectangle Top

CB_TR1575

Mat HPL, PU Edge
Dim 1500 × 750 × 25 mm
59 × 29.5 × 1 in



Line 1500 Classroom Top

CB_TC1545

Mat HPL, PU Edge
Dim 1500 × 450 × 25 mm
59 × 177 × 1 in



Line 1500 Trapezoid Top

CB_TT1575

Mat HPL, PU Edge
Dim 1500 × 650 × 25 mm
59 × 25.6 × 1 in



Line 1800 Half Round Top

CB_TH1890

Mat HPL, PU Edge
Dim 1800 × 900 × 25 mm
71 × 35.4 × 1 in




Line 1500 Half Round Top

CB_TH1575

Mat HPL, PU Edge
Dim 1500 × 750 × 25 mm
59 × 29.5 × 1 in

Table Tops And Edge



B11
Tobacco
+ Black



B13
Light Walnut +
Black




D15
Acacia
+ Grey



B41
Dark Marble +
Black



D45
White Marble +
Grey



B01
Érable
+ Black



Line 1800 Rectangle Legs

CB_LR1890

Mat Powder Coated Steel
Open

Dim 1800 × 900 × 722 mm
71 × 35.4 × 28.4 in

Folded

Dim 2174 × 42 × 722 mm
85.6 × 1.7 × 28.4 in

Note Fits: 1800 Rectangle products



Line 1800 Classroom Legs

CB_LC1845

Mat Powder Coated Steel
Open

Dim 1800 × 450 × 722 mm
71 × 177 × 28.4 in

Folded

Dim 1987 × 42 × 722 mm
78.2 × 1.7 × 28.4 in

Note Fits: 1800 Classroom products



L 1800 Trapezoid / Half Round Legs

CB_LT1890

Mat Powder Coated Steel
Open

Dim 1800 × 780 × 722 mm
71 × 30.7 × 28.4 in

Folded

Dim 1993 × 42 × 722 mm
78.5 × 1.7 × 28.4 in

Note Fits: 1800 Trapezoid products



Line 1500 Rectangle Legs

CB_LR1575

Mat Powder Coated Steel
Open

Dim 1500 × 750 × 722 mm
59 × 29.5 × 28.4 in

Folded

Dim 1812 × 42 × 722 mm
71.3 × 1.7 × 28.4 in

Note Fits: 1500 Rectangle products



Line 1500 Classroom Legs

CB_LC1545

Mat Powder Coated Steel
Open

Dim 1500 × 450 × 722 mm
59 × 177 × 28.4 in

Folded

Dim 1687 × 42 × 722 mm
66.4 × 1.7 × 28.4 in

Note Fits: 1500 Classroom products



L 1500 Trapezoid / Half Round Legs

CB_LT1575

Mat Powder Coated Steel
Open

Dim 1500 × 650 × 722 mm
59 × 25.6 × 28.4 in

Folded

Dim 1658 × 42 × 722 mm
65.3 × 1.7 × 28.4 in

Note Fits: 1500 Trapezoid products

Legs



B00
Black

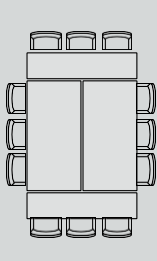


D00
Grey

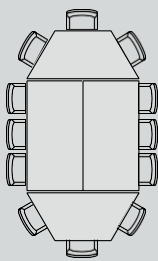
1800 Range

1500 Range

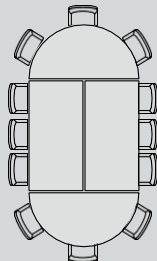
Boardroom



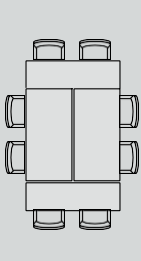
A
2700 × 1800 × 747 mm



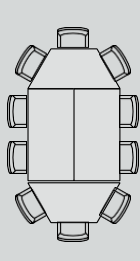
B
3360 × 1800 × 747 mm



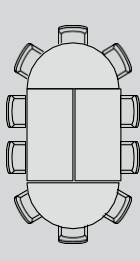
C
3600 × 1800 × 747 mm



D
2400 × 1500 × 747 mm

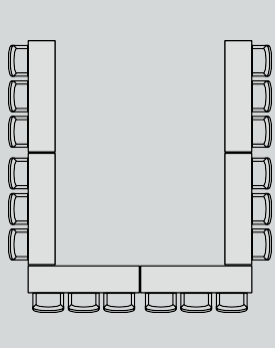


E
2800 × 1500 × 747 mm

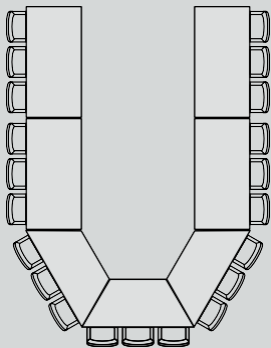


F
3000 × 1500 × 747 mm

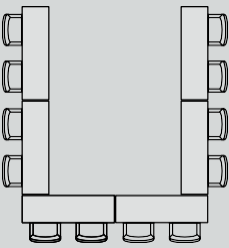
U shape



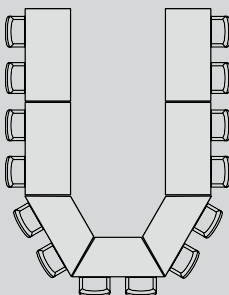
G
4050 × 3600 × 747 mm



H
5200 × 3600 × 747 mm



I
3450 × 3000 × 747 mm



J
4300 × 3000 × 747 mm

Classroom

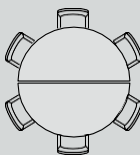


K
3800 × 3600 × 747 mm

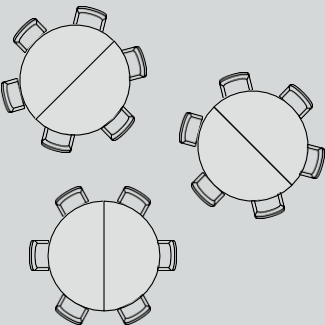


L
3800 × 3000 × 747 mm

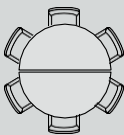
Round



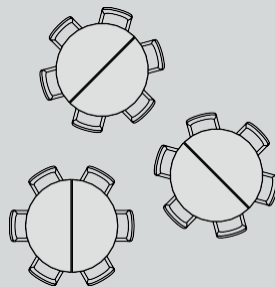
M
1800 × 1800 × 747 mm



N
4600 × 4600 × 747 mm



O
1500 × 1500 × 747 mm



P
4000 × 4000 × 747 mm

cra'ster



Line 1800 Rectangle / Classroom Trolley

CB_SRCA3B00
Mat Mild Steel
Dim 2339 × 550 × 1210 mm
92 × 21.6 × 47.6 in
Note Each Trolley can fit 8 tops and legs



Line 1800 Trapezoid / Half Round Trolley

CB_STCF3B00
Mat Mild Steel
Dim 2158 × 550 × 1385 mm
84.9 × 21.6 × 54.5 in
Note Each Trolley can fit 8 tops and legs



Line 1500 Rectangle / Classroom Trolley

CB_SRBA3B00
Mat Mild Steel
Dim 1977 × 550 × 1060 mm
77.8 × 21.6 × 41.7 in
Note Each Trolley can fit 8 tops and legs



Line 1500 Trapezoid / Half Round Trolley

CB_STBE3B00
Mat Mild Steel
Dim 1823 × 550 × 1310 mm
71.8 × 21.6 × 51.6 in
Note Each Trolley can fit 8 tops and legs



Line 1800 Rectangle / Classroom Modesty Panel

CB_MRCF5
Mat PET Fiber
Dim 1686 × 280 × 10 mm
66.4 × 11 × 0.4 in



Line 1500 Rectangle / Classroom Modesty Panel

CB_MRBE5
Mat PET Fiber
Dim 1386 × 280 × 10 mm
54.6 × 11 × 0.4 in

Modesty Panel



B00
Black



D00
Light Grey



Line Under Desk Power Set

CB_PSUK
Note 2 plugs, A+C USB port
Includes 1 × 1.5 Metres cable, 1 × cable sleeve

CB_PDUK
Note 2 plugs, A+C USB port
Includes 1 × daisy chain cable, 5 × magnetic clips



Line Cable Management Sleeve

CB_CAAA6B00
Mat Rigid UPVC
Dim 57 × 27 × 658 mm
2.2 × 1.1 × 25.9 in





craster

Line Table Aesthetic

Line is Craster's new linenless conference table range, offering a contemporary aesthetic that fits discreetly in any environment.

The range is a versatile table system, intelligently designed for efficient set up and break-down. Offering great functionality, ergonomics and flexibility, Line addresses the key challenges of operating in the demanding conference and events sector.





craster

Link table

Events | Poseur | Bar | Buffet

Introducing Link, a beguilingly sleek and mutable events table for the most ambitious event space designers.

Forged to support full F&B services, seated presentations or lingering points, the Link table range has been designed to complement our Line system for a seamless aesthetic across and between spaces.

Link features a slender obround leg profile with central folding mechanism for easy storage and intuitive setup in three heights. Taking inspiration from the sustainable, linenless design of the Line table, this folding table system is available in a range of sizes with hygiene-conscious HPL or toughened glass tops, offering flexible, wipe-clean solutions in the events space.

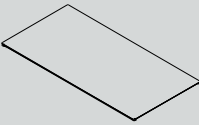
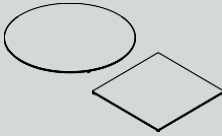
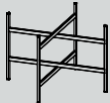
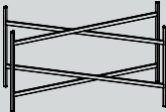
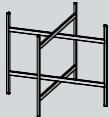
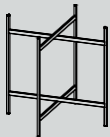




craster

Link Table

Forged to support full buffet services, seated presentations or lingering points, the Link Table range features a slender elliptical leg profile with central folding mechanism for easy storage.

There are three table heights (1100, 900 and 740 mm) with options of toughened glass or HPL tops.

| 800 Range | |
|-------------------------------|---|
| 1600 × 800 mm 63 × 31.5 in | 1130∅ / 800 × 800 mm 44.5∅ / 31.5 × 31.5 in |
| Table Tops | <div>  <p>800 Rectangle</p> </div> <div>  <p>800 Round / Square</p> </div> |
| Short Legs | <div>  <p>800 Short</p> </div> |
| Medium Legs | <div>  <p>800 Medium</p> </div> <div>  <p>800 Medium</p> </div> |
| Tall Legs | <div>  <p>800 Tall</p> </div> |
| Storage Trolleys | <div>  <p>800 Rectangle</p> </div> <div>  <p>800 Round / Square</p> </div> |

craster






Link Table Elements







The innovative Link Table System blends front-of-house poise with back-of-house functionality in a beautiful concept. Available in three shapes - rectangular, round and square - Link tables can be combined with different height legs to create nesting arrangements.





Select a shape and material for the top and finish by choosing a leg height (short, medium, tall).





Link Table trolleys store up to 6 tops and legs from this chic collection. Ideal for careful transport and storage of glass and HPL tops, the stacking density is only surpassed by the quality of craftsmanship.

cra'ster

| | | | | |
|---|---|---|---|---|
|  |  |  |  |  |
| Link Glass Rectangle Table Top | Link Glass Square Table Top | Link Glass Round Table Top | Link Reef Edge Square Table Top | Link Reef Edge Round Table Top |
| CB_TRE800 | CB_TSQ800 | CB_TRO800 | CB_TSQ800 | CB_TRO800 |
| Mat Glass | Mat Glass | Mat Glass | Mat HPL, Reef Edge | Mat HPL, Reef Edge |
| Dim 800 × 1600 × 22 mm 31.5 × 63 × 0.9 in | Dim 800 × 800 × 22 mm 31.5 × 31.5 × 0.9 in | Dim 1130ø × 22 mm 44.5ø × 0.9 in | Dim 800 × 800 × 22 mm 31.5 × 31.5 × 0.9 in | Dim 1130ø × 22 mm 44.5ø × 0.9 in |

| | | |
|--|--|---|
| Glass Table Tops | Glass Table Tops | Reef Edge Table Tops |
|  050 Grey |  050 Grey |  B11 Tobacco + Black |
|  020 Clear |  020 Clear |  B41 Dark Marble + Black |

| | | | |
|---|---|---|---|
|  |  |  |  |
| Link Rectangle Medium Table Leg | Link Square / Round Tall Table Leg | Link Square / Round Medium Table Leg | Link Square / Round Short Table Leg |
| CB_LRE890 | CB_LSQ811 | CB_LSQ890 | CB_LSQ874 |
| Mat Powder Coated Steel | Mat Powder Coated Steel | Mat Powder Coated Steel | Mat Powder Coated Steel |
| Open | Open | Open | Open |
| Dim 1600 × 800 × 880 mm 63 × 31.5 × 34.6 in | Dim 800 × 800 × 1080 mm 31.5 × 31.5 × 42.5 in | Dim 800 × 800 × 880 mm 31.5 × 31.5 × 34.6 in | Dim 800 × 800 × 720 mm 31.5 × 31.5 × 28.3 in |
| Folded | Folded | Folded | Folded |
| Dim 1782 × 42 × 880 mm 70.1 × 1.7 × 34.6 in | Dim 1131 × 42 × 1080 mm 44.5 × 1.7 × 42.5 in | Dim 1131 × 42 × 880 mm 44.5 × 1.7 × 34.6 in | Dim 1131 × 42 × 720 mm 44.5 × 1.7 × 28.3 in |

| | |
|--|--|
| Legs | Legs |
|  B00 Black |  B00 Black |
|  |  |
| Link Rectangle Trolley | Link Square / Round Trolley |
| CB_SRE800B00 | CB_SSQ800B00 |
| Mat Powder Coated Steel | Mat Powder Coated Steel |
| Dim 2105 × 755 × 1185 mm 82.9 × 29.7 × 46.6 in | Dim 1305 × 755 × 1185 mm 51.4 × 29.7 × 46.6 in |
| Note Each Trolley can fit 6 tops and legs | Note Each Trolley can fit 6 tops and legs |





craster

Rise Table

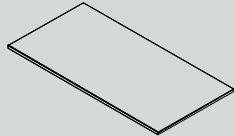
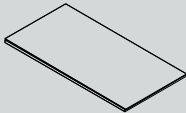
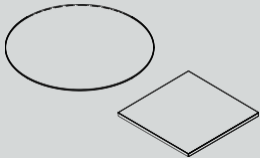
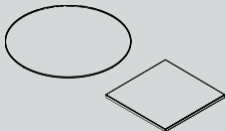
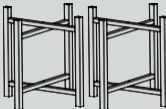
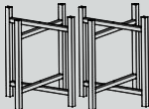
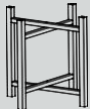
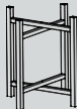
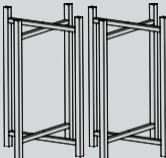
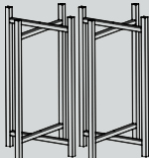
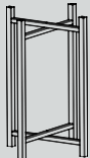

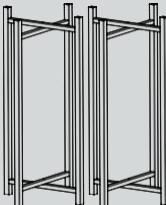
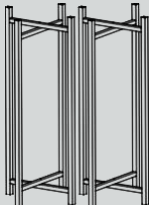


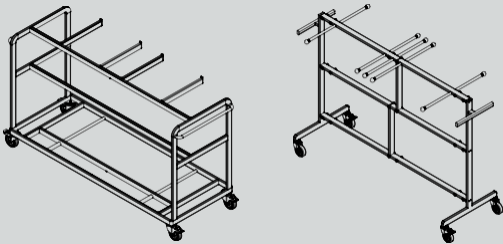
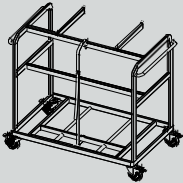
Events | Poseur | Buffet

The Rise table system has been intelligently designed to support a responsive, modular service, pairing beauty with effortless assembly.

Using a universal locating system, the Rise Table System allows you to mix and match any top or legs to create the perfect solution for your display.

Three new leg finishes in natural, white and painted black oak, with interchangeable HPL table tops, create a variety of pairings to fit seamlessly with your space. The protective table top Reef edge and demountable Rise system offer the perfect solution for frequent setup, breakdown and back-of-house storage by a single team member.

Combined with laminate tops, Reef edges provide an unparalleled ease of care with wipe-clean hygiene and discreet undersides. To curate your table system, select a size, table top shape and finish for your legs and tops.

| | 800 Double | 700 Double | 800 | 700 |
|------------------|--|--|---|---|
| Table Tops |  800 Double Top |  700 Double Top |  800 Top |  700 Top |
| Short Legs |  800 Short |  700 Short |  800 Short |  700 Short |
| Medium Legs |  800 Medium |  700 Medium |  800 Medium |  700 Medium |
| Tall Legs |  800 Tall |  700 Tall |  800 Tall |  700 Tall |
| Storage Trolleys |  Double | |  Single | |

craster

Rise Table Elements

Using a universal locating system, the Rise Table system allows you to mix and match any top or legs to create the perfect solution for your buffet.

Select a size series (800 or 700), then select a shape and material for the top and finish by choosing a leg height (short, medium, tall) and a leg finish (natural, white-washed, and painted black oak, and stainless or black steel).

Storing up to 16Rise elements, **Rise Trolleys** offer a management and storage solution for an entire events and buffet platform in a high-density, ergonomic form.

cra'ster



Rise 800 Reef Edge
Rectangle Table Top

CB_UT8140 •
Mat HPL, Reef Edge
Dim 800 × 1600 × 25 mm
31.5 × 63 × 1 in



Rise 800 Reef Edge
Square Table Top

CB_UT8040 •
Mat HPL, Reef Edge
Dim 800 × 800 × 25 mm
31.5 × 31.5 × 1 in




Rise 800 Reef Edge
Round Table Top

CB_UT8340
Mat HPL, Reef Edge
Dim 1130ø × 25 mm
44ø × 1 in



Rise 700 Reef Edge
Rectangle Table Top

CB_UT7140 •
Mat HPL, Reef Edge
Dim 700 × 1400 × 25 mm
27.6 × 65.1 × 1 in



Rise 700 Reef Edge
Square Table Top


CB_UT7040 •
Mat HPL, Reef Edge
Dim 700 × 700 × 25 mm
27.6 × 27.6 × 1 in



Rise 700 Reef Edge
Round Table Top

CB_UT7340
Mat HPL, Reef Edge
Dim 990ø × 25 mm
39ø × 1 in

Reef Edge Table Tops



B11
Tobacco
+ Black



B41
Dark Marble +
Black



D45
White Marble +
Grey



B01
Érablé
+ Black



Rise 800 Veneer
Rectangle Table Top

CB_UT8101 •
Mat Veneer
Dim 800 × 1600 × 25 mm
31.5 × 63 × 1 in




Rise 800 Veneer
Square Table Top

CB_UT8001 •
Mat Veneer
Dim 800 × 800 × 25 mm
31.5 × 31.5 × 1 in



Rise 700 Veneer
Rectangle Table Top

CB_UT7101 •
Mat Veneer
Dim 700 × 1400 × 25 mm
27.6 × 55.1 × 1 in



Rise 700 Veneer
Square Table Top

CB_UT7001 •
Mat Veneer
Dim 700 × 700 × 25 mm
27.6 × 27.6 × 1 in



Rise 800 Glass
Rectangle Table Top

CB_UT81
Mat Glass
Dim 800 × 1600 × 22 mm
31.5 × 63 × 0.9 in



Rise 800 Glass
Square Table Top

CB_UT80
Mat Glass
Dim 800 × 800 × 22 mm
31.5 × 31.5 × 0.9 in



Rise 800 Glass
Round Table Top

CB_UT83
Mat Glass
Dim 1130ø × 22 mm
44.5ø × 0.9 in



Rise 700 Glass
Rectangle Table Top

CB_UT71
Mat Glass
Dim 700 × 1400 × 22 mm
27.5 × 55.1 × 0.9 in



Rise 700 Glass
Square Table Top

CB_UT70
Mat Glass
Dim 700 × 700 × 22 mm
27.5 × 27.6 × 0.9 in



Rise 700 Glass
Round Table Top

CB_UT73
Mat Glass
Dim 990ø × 22 mm
39ø × 0.9 in

Glass Table Tops



50
Grey









30
Frosted





20
Clear





cra'ster


| | | | | | |
|---|---|---|---|---|---|
|  |  |  |  |  |  |
| Rise 800 Tall Table Leg | Rise 800 Medium Table Leg | Rise 800 Short Table Leg | Rise 700 Tall Table Leg | Rise 700 Medium Table Leg | Rise 700 Short Table Leg |
| CB_UL84 | CB_UL82 | CB_UL81 | CB_UL74 | CB_UL72 | CB_UL71 |
| Mat See options below | Mat See options below | Mat See options below | Mat See options below | Mat See options below | Mat See options below |
| Open | Open | Open | Open | Open | Open |
| Dim 787 × 787 × 1090 mm 31 × 31 × 429 in | Dim 787 × 787 × 890 mm 31 × 31 × 35 in | Dim 787 × 787 × 690 mm 31 × 31 × 272 in | Dim 696 × 696 × 1090 mm 274 × 274 × 429 in | Dim 696 × 696 × 890 mm 274 × 274 × 35 in | Dim 696 × 696 × 690 mm 274 × 274 × 272 in |
| Folded | Folded | Folded | Folded | Folded | Folded |
| Dim 826 × 73/95 × 1090 mm 32.5 × 2.9/3.7 × 42.9 in | Dim 826 × 73/95 × 890 mm 32.5 × 2.9/3.7 × 35 in | Dim 826 × 73/95 × 690 mm 32.5 × 2.9/3.7 × 27.2 in | Dim 734 × 73/95 × 1090 mm 28.9 × 2.9/3.7 × 42.9 in | Dim 734 × 73/95 × 890 mm 28.9 × 2.9/3.7 × 35 in | Dim 734 × 73/95 × 690 mm 28.9 × 2.9/3.7 × 27.2 in |
| Note Fits: 800 products | Note Fits: 800 products | Note Fits: 800 products | Note Fits: 700 products | Note Fits: 700 products | Note Fits: 700 products |
| Legs | | | | | |


- 

01
Oak
Stained Wenge
- 



02
Oak
Natural
- 

03
Oak
White-Washed
- 

04
Oak
Black Lacquered
- 

10
Stainless Steel
- 

20
Black Powder
Coated Steel

| | |
|--|---|
|  |  |
| Rise Trolley for Rectangular Wood Tops | Rise Single Trolley for Legs |
| CB_BT TWTR12 | CB_BT TLS |
| Mat Powder Coated Steel | Mat Powder Coated Steel |
| Dim 1924 × 824 × 1040 mm 75.7 × 32.4 × 40.9 in | Dim 1002 × 714 × 1211mm 39.4 × 28.1 × 47.7 in |
| Note Fits: 700 or 800 Series tops Stores: 8 rectangular tops or 16 square tops Assembly required | Note Fits: 700 or 800 Series legs Stores: 8 Sets of Steel Legs or 6 Sets of Wood Legs Assembly required |



craster

Laminates and Finishes


Working closely with global design practices and innovating with partners, we have carefully curated this exclusive collection of table and leg finishes for our clients. From the striking White Marble laminate and our signature Tobacco finish to the daring smoked grey glass, these hygienic hard-wearing laminates, toughened glass and metals have been selected for Craster table ranges.

The table top and leg finishes presented here showcase our recommended pairings.

Custom finishes are available upon request.



craster



B11

Tobacco + Black

Craster's signature Line Table finish, **Tobacco Charleston Oak** laminate tops craft a luxurious wood effect that harkens to the robust arbors of the coastal Southern United States. Ideally paired with our black Reef edging and black metal legs.

Recommended for:

- Line
- Link
- Rise

* Longer lead times may apply for Tobacco Laminate finishes

craster



B11

Tobacco + Black



craster



B13

Light Walnut + Black

Famed for its dark grain and timeless aesthetic, **Walnut** has been a sought-after material and status symbol from the High Middle Ages through mid-century Modernism. Ideally paired with our black Reef edging and black metal legs.

Recommended for:

- Line

craster



B13

Light Walnut + Black



craster



D15

Acacia + Grey

The pale spilled-honey of this African wood is as desirable as it is storied. With its Nordic feel, **Acacia** is ideal for creating a light surface whilst retaining an elegant wood effect to respond to a biophilic aesthetic. Ideally paired with our grey Reef edging and grey metal legs.

Recommended for:

- Line

craster



D15
Acacia + Grey



craster



B42

Dark Marble + Black

Revered since antiquity for its lustre and entoptic patterns, marble is the timeless epitome of luxury. This laminate captures the spirit and movement of **Pietra Grey Marble**, on which it is based. Ideally paired with our black Reef edging and black metal legs.

Recommended for:

- Line
- Link
- Rise

cra'ster



B42

Dark Marble + Black



craster



D45

White Marble + Grey

Inspired by the sculpture and building material quarried from Carrara since antiquity, this **White Marble** laminate captures the elegance and classically in contemporary designs. Ideally paired with our grey Reef edging and grey metal legs.

Recommended for:

- Line
- Rise

craster



D45

White Marble + Grey



craster



B01

Érable + Black

Taking inspiration from the colourful Maple, the **Érable** laminate captures the wood grain. Ideally paired with our black Reef edging and black metal legs.

Recommended for:

- Line
- Rise

craster



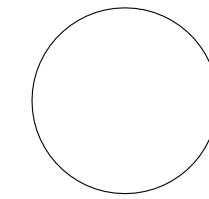
B01

Érable + Black





craster



020

Clear Glass

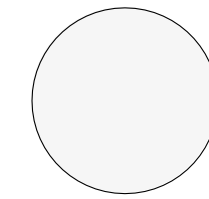
Clear Glass on Craster's minimalist table ranges offer a daring aesthetic for spartan spaces.

Recommended for:

- Link
- Rise



craster



030

Frosted Glass


For discreet and timeless spaces, **Frosted Glass** offers a divine platform for drinks and dining service.

Recommended for:

- Rise



craster



050

Grey Smoked Glass

A delicate **Smoked** effect elevates this toughened glass top. Invoking Manhattan's SoHo after hours, New Nordic dining and the precision of the twenty-first-century Japanese minka, this material offers a superb choice for Craster tables.

Recommended for:

- [Link](#)

Fare Trolley System

Mobile Food & Beverage Stations

A configurable F&B distribution and display system, the new Fare Trolley System offers operational efficiency across a property from morning to night.

Designed to a Gastronorm footprint, this modular approach allows trolleys to be used in isolation or built out to larger stations using the drop in bridge.

The contemporary metal frame is complemented by a selection of materials (hardwoods and HPL available) which are reversible and replaceable, extending the longevity of the product.

Additional accessories extend the functionality with speed rails to maximise surface area and panels to conceal lower and middle shelves available, allowing the system to spend as much time as possible front of house.

The launch of the Fare 2.1 gave way to a more compact trolley design, catering to gueridon and tableside scenarios from morning to night.

[Watch the Fare system video at Craster.com](http://Craster.com)



Fare Trolley System



Select trolley material



Create functional F&B displays



Add bridges



Build and configure larger stations for use throughout the day





| Fare Trolley 2.1 - Black Lacquered | |
|------------------------------------|--|
| TO_MOD21_OAKB (bundle code) | |
| Mtl. | Mild Steel, Black Lacquered |
| Dim. | 791 x 669 x 897 mm 31.14 x 26.34 x 35.31 in |
| MOQ | 1 |
| Stock | Made to order |



| Fare Trolley 2.1 - Oak Natural | |
|--------------------------------|--|
| TO_MOD21_OAKN (bundle code) | |
| Mtl. | Mild Steel, Lacquered Oak |
| Dim. | 791 x 669 x 897 mm 31.14 x 26.34 x 35.31 in |
| MOQ | 1 |
| Stock | Made to order |



| Fare Trolley 2.1 - Walnut Natural | |
|-----------------------------------|--|
| TO_MOD21_WALN (bundle code) | |
| Mtl. | Mild Steel, Lacquered Walnut |
| Dim. | 791 x 669 x 897 mm 31.14 x 26.34 x 35.31 in |
| MOQ | 1 |
| Stock | Made to order |



| Fare Trolley 2.1 - Laminate - Black White Marble | |
|--|--|
| TO_MOD21_B4245 (bundle code) | |
| Mtl. | Mild Steel, HPL + Reef Edge |
| Dim. | 791 x 669 x 897 mm 31.14 x 26.34 x 35.31 in |
| MOQ | 1 |
| Stock | Made to order |

Flow Hot and Cold Trolley

The Flow Hot and Cold Trolley delivers dual cooling and heating functionality in one compact, versatile display unit, enabling true functional flexibility from chilled breakfast juice stations to heated brunch displays and frosted evening desserts.

Designed specifically to withstand extreme temperature changes, the food-safe, durable top offers a wide temperature range from -5°C to 140°C.

A cornerstone of the popular Flow range and compatible with the entirety of the suite, the trolley features multiple extending shelves angled slightly forward, giving added storage and maximising the merchandising effect for multi-height food display with easy access.

Available in oak or walnut with a choice of region plug type.

Voltage required: 1520 / 140 Watt | 230 / 115 V ~ 50/60 Hz

Number that can be daisy chained together: Null

Variable Temperature: from -5°C to +140°C

Time needed to warm up / cool down: Approximately 30 minutes



Flow Heating Trolley

The Flow Heating Trolley delivers heating functionality in one compact, versatile display unit, enabling elegant agility from ambient breakfast stations to heated brunch and warm canape displays.

Designed specifically to withstand extreme temperature changes, the food-safe, durable top offers a wide temperature range up to 140°C. The trolley features multiple extending shelves angled slightly forward, giving added storage and maximizing the merchandising effect for multi-height food display with easy access.

Available in oak or walnut with a choice of region plug type.

Voltage required: 1520 / 140 Watt | 230 / 115 V ~ 50/60 Hz

Number that can be daisy chained together: Null

Variable Temperature: Up to 140°C


Time needed to warm up / cool down: Approximately 30 minutes



craster

Hotel Lutetia Paris

Line in Black Marble



cra'ster

The QO Amsterdam

Line in Custom Finish



craster

InterContinental Washington, DC

Line in Custom Finish



craster

Follow us for the latest Craster news.



(UK) +44 (0)203 004 4750

(USA) +1732 543 7862

info@craster.com

[Download the latest version of our catalogue.](#)

craster.com

